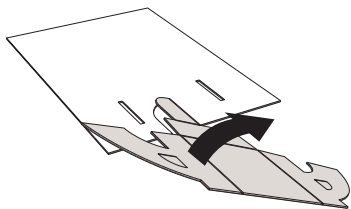
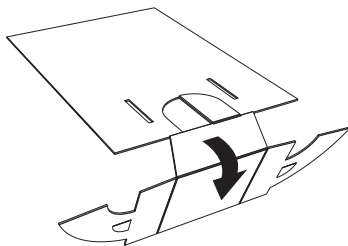


CORRSHOP

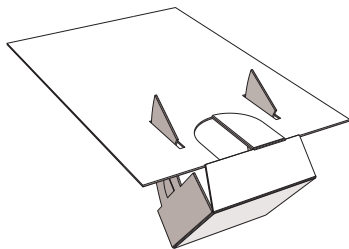
DISPLAY ASSEMBLY



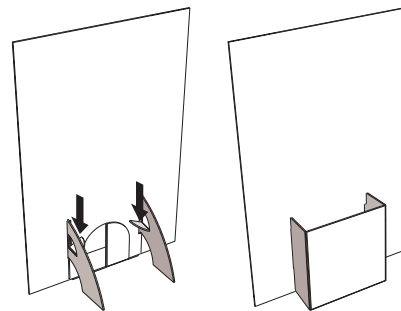
1. Hold display with white side facing you. Rotate pocket 180 degrees.



2. Fold pocket towards other side of display.



3. Slide pocket legs through slots on front of display.



4. Fold down small flaps on pocket legs.

5. Assembly complete.